



## Information Guide

### STUDIO CABIN ONE

**SouthCoastRetreat.com**

Pet Friendly | People Friendly





# WELCOME TO STUDIO CABIN ONE

---

Welcome to South Coast Retreat at Greenwell Point! We're delighted to have you stay in our beautiful waterfront studio cabin. Nestled along the serene shores, our retreat offers the perfect escape for relaxation and adventure. Whether you're here to unwind, explore the local charm, or indulge in fresh seafood, we hope you enjoy every moment. Sit back, soak in the stunning scenery, and make yourself at home. If there's anything we can do to enhance your stay, just let us know. Enjoy your getaway!





# LAYOUT CABIN 1

All accommodation at South Coast Retreat is slightly different so we hope these pages help.

## LEGEND:

-  - FIRE EXTINGUISHER
-  - ELECTRICAL SWITCHBOARD
-  - AIRCONDITIONER CONTROL



CABIN 1 - STUDIO CABIN



# EMERGENCY PROCEDURES PLAN

[LINK to Emergency Procedures Plan](#)

Please note that we do not have a reception, but we are always happy to assist you in any way we can. You can reach us by phone 24 Hours a day on **02 4447 1207** for any questions or assistance during your stay.

In case of an **emergency**, please dial 000 instead of the office number.  
We hope you have a wonderful stay!

## PLEASE SEE OTHER HELPFULL LINKS BELOW

[GREENWELL POINT](#)

[BEACHES](#)

[ACTIVITIES](#)

[GASTRONOMIC EXPERIENCES](#)



# PARKING

A parking space for one vehicle is in front of the cabin or to the left between Cabin 1 and Cabin 2.

If you have a second car or trailer, please ask us if there is available parking space on grounds or use the public car park opposite South Coast Retreat.

# DECK

The deck is a lovely place to sit and while away time looking over the Crookhaven Estuary.

There is a gate on the deck to help manage toddlers and pets.

# WIFI

Network Name: choose any of the network names below and enter password SCRGuest | SCRGuest1 | SRCguest2 | SCRGuest4

PASSWORD **Firepit!**

Or scan the QR code located in the kitchen

# KITCHEN

The kitchen is well equipped including electric hotplate, microwave, large refrigerator, utensils, crockery, kettle, & toaster.

Complimentary start-up supplies of tea, coffee & biscuits are provided. A highchair or Porta-cots are available upon request with our compliments.

# SLEEPING

The main bed is queen-size. Porta-cots are available upon request when booking with our compliments.

# BATHROOM

Complimentary toiletries, hand towel, bathmat and bath towels are provided. A hair dryer, extra toilet paper are located in the vanity under the sink.

# FIREPIT

Fires are permitted between the hours of 9am – 10pm and subject to fire bans. They must be supervised by an adult at all times and must be fully extinguished before being abandoned. Kindling and wood are available behind Waterview Cabins 9 and 10 and Firestarters located in the cupboard of the outdoor kitchen near the Laundry.

# ELECTRICITY

Safety/isolation switches are located in the cupboard above the refrigerator as indicated on the diagram. An additional set of safety/isolation switches are located in an outside switchboard located near Safari Tent 16 (see Site Map).

For your safety, if the power fails, please unplug all appliances (especially toasters, hairdryers, and heaters) and switch off the PowerPoints before attempting to switch on any safety switch in the cupboard or switchboard.



## WE LOVE HAVING YOUR FUR BABIES STAY WITH US!

We understand that pets are part of the family, and we're delighted to welcome friendly dogs inside all our cabins all year round. However, to ensure a comfortable and enjoyable experience for all guests, both human and furry, we kindly ask you to follow a few simple guidelines.

## WE LOVE HAVING YOUR FUR BABIES STAY WITH US!

While we love having dogs stay with us, we do ask that they are not left unattended in the cabin. Being in a new environment can sometimes cause distress, and we want to make sure your pet feels safe and secure at all times. If you plan on heading out, please arrange for your dog to join you or have someone stay with them.

To maintain a clean and cozy environment for all guests, please:

- ✓ Keep your dog off furniture and bedding.
- ✓ Ensure they are fed and given water outside.
- ✓ Pick up after your dog immediately to keep our surroundings pleasant for everyone. (Tip: Dog waste bags are conveniently located near the outdoor BBQ area for your use.)



### Consideration for Other Guests

We want every guest, including those without pets, to have a relaxing and stress-free stay. Please keep your dog well-controlled and well-behaved to prevent any disturbances. If your dog is prone to excessive barking or nervous behavior, please take measures to keep them calm and comfortable.

# OUTDOOR BBQ KITCHEN & LAUNDRY

## **BBQ | EAT | RELAX | LAUNDRY SORTED & REPEAT!**

We've created a dedicated BBQ and kitchen area, designed with your convenience in mind. Now you can enjoy delicious grilled meals without any hassle!

This new space is fully equipped with everything you need, including plates, cutlery, Fridges, Microwave, toaster, Kettle and all the necessary utensils. So, you can leave your room's supplies where they are and come straight to the BBQ area for all your eating needs.

**DO NOT FORGET TO REMOVE THE LINK** after using the dryer.

## **DID YOU FORGET SOMETHING OR NEED A SNACK**

We have a vending machine for all your personal items or midnight snacks!

# HOW TO USE THE OUTDOOR BBQ

## **SET ONE**

Turn on the gas cylinder by turning knob to the left (large cylinder located to right of BBQ)

## **STEP TWO**

Turn yellow safety tap to face the direction of the piles (located to right of BBQ)

## **STEP THREE**

Turn BBQ knob to the left until you hear a click, and it will ignite till you hear a click. Enjoy your Barbecuing.

## **STEP FOUR**

Remember to turn of the



# LIVING

The TV is tuned into free-to-air television stations and is also a smart TV, feel free to log onto your subscription accounts e.g., Netflix/Stan to access your favourite streaming.

The reverse-cycle air conditioning unit is energy efficient and quiet. The remote control is located on the wall near the entrance.

**Eco Tip** open windows or doors to make the most of the cool breezes.

## SMART TV REMOTE

**Power On/Off:** Press the power button (●) to turn the TV on or off.

**Volume Control:** Press the Volume (+/-) button or mute the TV by pressing the Mute (🔇) button.

**Channel Navigation:** Use the Channel (+/-) button to switch between channels.

**Smart Hub:** Press the Home button (🏠) to access apps, settings, and other smart features.

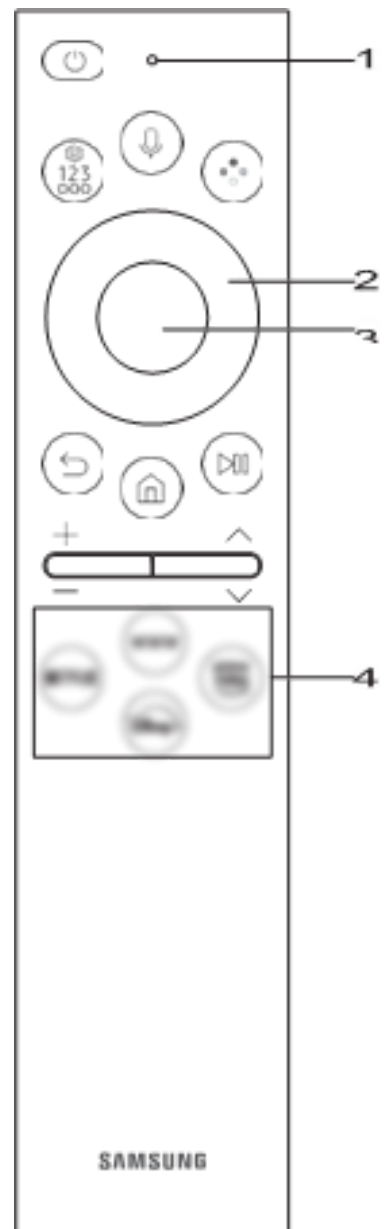
**Navigation:** Use the directional buttons (↑↓←→) and press OK to select options.

**Back Button (⏮):** Returns to the previous menu.

**Settings & More Options:** Press the three-dot button (⋮) for extra settings.

**Voice Control:** Press and hold the Microphone Button (🎤) to give voice commands (e.g., “Open Netflix” or “Increase volume”).

**Quick Access to Apps:** Some remotes have dedicated buttons for apps like Netflix, Prime Video, or Samsung TV Plus.



# AIR CONDITIONING OPERATIONS

## General



1. Point the remote control toward the air-conditioner to make setting changes
2. Turn on or off by simply pressing the ON/OFF button (you will hear a beep and see the vents open (on) or close (off))

3. After use please replace the remote control into its holder

Tip: remember to close the windows and doors when running your air-conditioner

### AUTO mode operation

Automatically selects the operation mode (COOL, HEAT, DRY) depending on the room temperature when switched on.



1. Press the MODE button to select the AUTO symbol
2. Use the TEMP buttons  or  to set the temperature from -6 or +6 degrees from the fixed set point of 24 degrees i.e. for a setting between 18 to 30 degrees.
3. Press the FAN SPEED button to select:



## COOL / HEAT / DRY / FAN mode operation

1. Press the MODE button to select the desired symbol:

COOL  HEAT  DRY  FAN 

2. Use the TEMP buttons  or  for a temperature setting between 18 to 30 degrees.
3. Press the FAN SPEED button to desired selection:



# AIR CONDITIONING OPERATIONS

## GENERAL

1. Point the remote control toward the air-conditioner to make setting changes
2. Turn on by simply pressing the OFF/ON button
3. To stop, press the OFF/ON button
4. After use please replace the remote control into its holder

**Tip:** remember to close the windows and doors when running your air-conditioner

## COOL / HEAT / DRY / FAN mode operation

1. Press the MODE button to select the desired symbol:

AUTO - unit selects the mode to maintain your preferred temp setting

HEAT - for heating only

COOL - for cooling only

DRY - to dehumidify at low speed

2. Use the TEMP buttons ▲ or ▼ for a temperature setting between 18 to 30 degrees.

3. Press the FAN SPEED button to desired selection:





Games and books are available in the laundry at the amenities block. Please return books & games so everyone gets a turn

There is also a small herb garden behind cabin 6 for your use when cooking at the retreat

### **A Small Request for a Great Stay!**

As we are located on the beautiful South Coast, friendly insects can quickly find their way into the accommodation after check-out. To help keep the space fresh and free of unwanted guests for the next visitors, we kindly ask that you remove your rubbish before leaving. Your help is truly appreciated in ensuring an enjoyable stay for everyone!

We support the local men's shed. Could you please put your plastic bottles and cans in the recycling bins so they can "return and earn".

When departing please lock your accommodation and return keys to the key safe located at your entrance. When closed please scramble the tumblers.

As you probably know, we rely on positive online reviews to promote our small family-owned business. If you could spare a minute to write us review on

[Google](#)

[TripAdvisor](#)

or another platform we would not only be grateful if you let us know we can send you instructions to receive 10% off when booking with us next.

**We hope that you enjoy your time on the South Coast and your stay with us.**

